



# Walkthrough 0.13

## Table of Contents

### Main Map

1. [The Dorm](#)
2. [The Main Building](#)
3. [The Classroom](#)
4. [The Clinic](#)

### Progressing the Story

1. [Prologue](#)
2. [Events](#)

### Special Events

1. [Christmas Event](#)



**The Main Map**

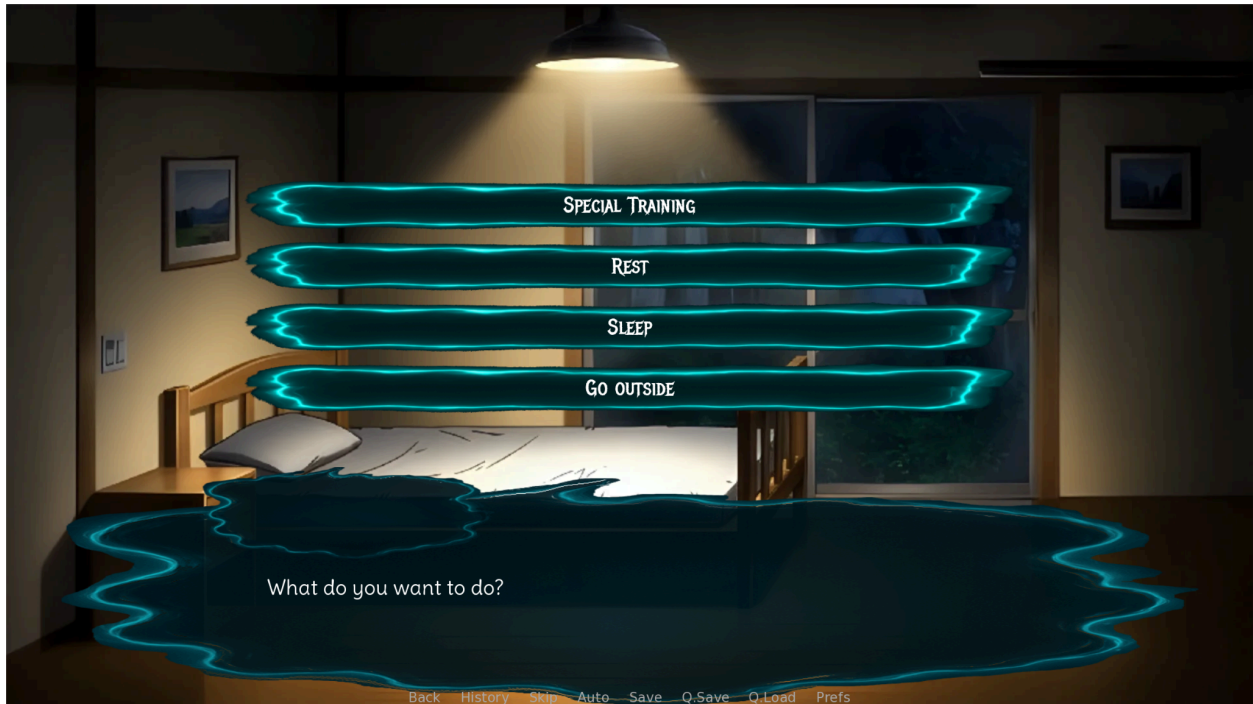


## The Dorm

During the morning you can rest or sleep and during the night you can s-train with the others.

1. Rest - Skips time by 1 time slot. If you skip during the morning it will become the afternoon.
2. Sleep - Skips the day.

Dorm - Night




1. Special training - You can call others here for s-training.



Here you can see the actions you can do. As you progress through the story, more actions will be available. Every sexual act will increase training experience but will also decrease lust. To gain lust, go to the mission center and fight some shrine maidens/succubus.

1. Talk - Increases affection by 1
2. Sexual Acts - It will show the menu for things you can do.

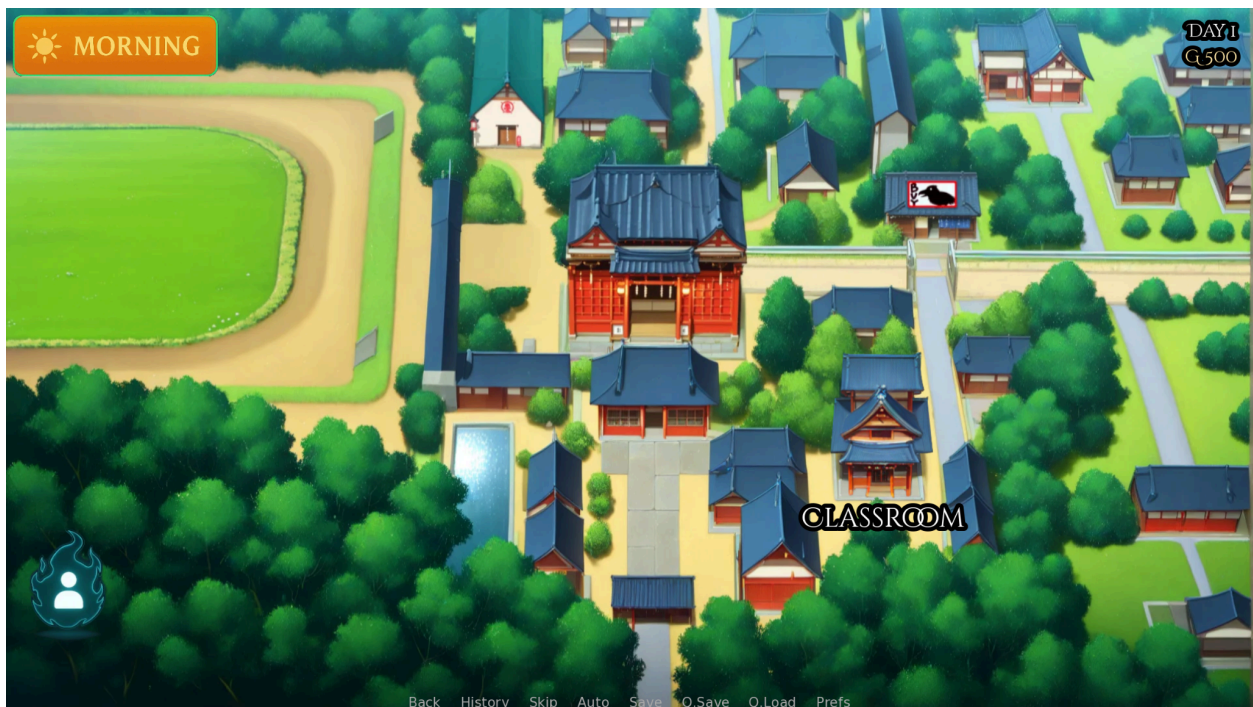


## The Main Building

This is where you will take on missions.



1. Story - Story missions will appear here when certain conditions have been met.
2. Battle - This is where you can earn some quick experience and money by exorcising curses.
3. Search - (To be implemented)
4. Special - Missions that appear here will come from the polls. So special scenes will follow.



## The Classroom

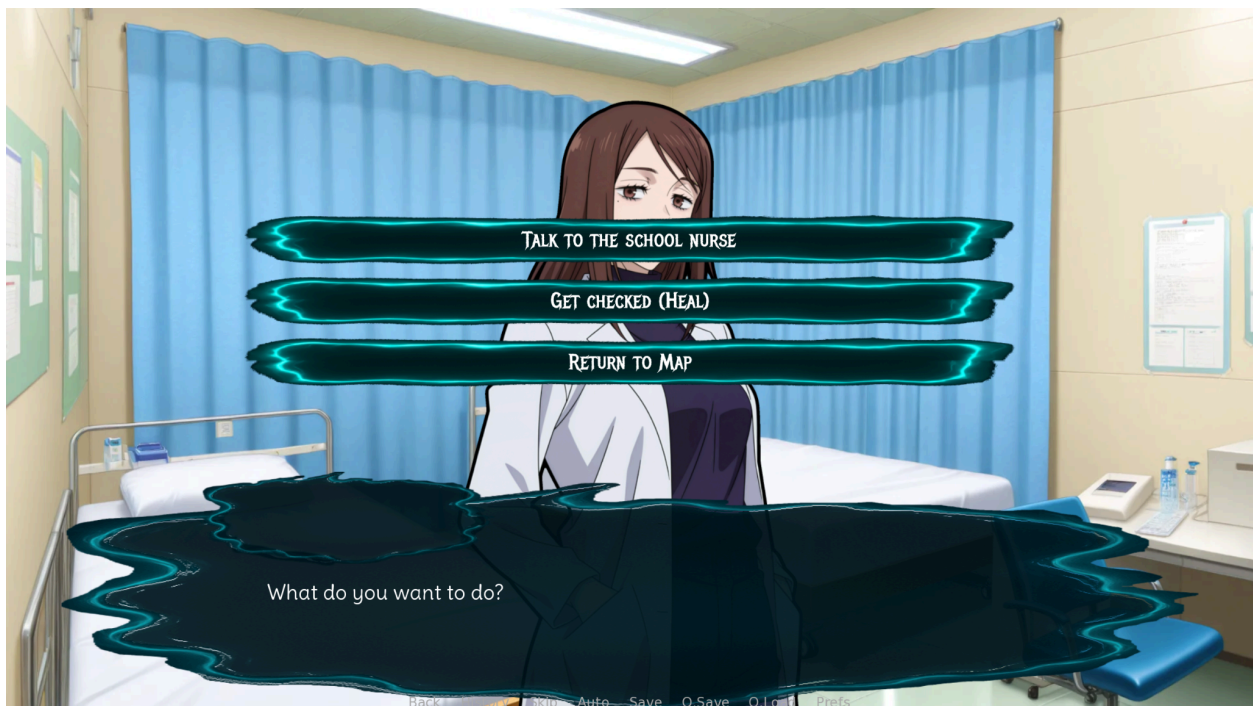


Here you can hang out with Nobara and increase her affection.

1. Level up affection - This will only show when the affection has been maxed out and you are in a certain chapter.
2. Talk - Increase/decrease affection by 1 depending on your answer.



## The Clinic



1. Talk - Just dialogue for now.
2. Get Checked - This will heal your team and will pass the time.

# Progressing the Story

## Prologue

1. When shown the main map, go to the classroom to trigger the story event.
2. Go to the Main Building and check the Story Mission Tab.

## Events

1. (Dorm - Morning) Once you reach affection 10 and training exp 10, go to the dorm in the morning to trigger a cut scene.
2. (Dorm - Morning) Once affection reaches 20 and s-training exp reaches 20, another event in the dorm will be triggered. It will unlock the story mission 2 (Nobara's Inner Conflict).
3. Go to the Mission Center and finish story mission 2 (Nobara's Inner Conflict).
4. Classroom event: Nobara affection level up (Choices only affect the dialogue not the outcome)

## Version 0.13

1. Sexual Training Level up 1 -> 2 - To trigger this, affection level must be 2 and training exp should be 20.

## Special Events

### Christmas Special:

1. (Main Building - Morning) - If you are in Story Chapter 2 then in the Main Building Utahime will talk to you about a mission Mei-Mei personally requested.
2. (Shop - Morning) - Go to Mei-Mei and talk to her about the mission.
3. Go to the Main Building and go to the Special Mission and select the Christmas Special 2025.
4. Find the Christmas Sacks. There are 3 in total.
  - Sack Locations
    - Go left at the start(1 sack)
    - Go back to the start, Forward, Forward, Left(Enemy Battle)
    - Go back to the start, Right, Forward, Forward(Enemy Battle)

5. Once you retrieve them it should automatically close and proceed with the mission reward and dialogue.
6. If you wish to complete this again you could do so by selecting it in the special mission and it will start with finding the Christmas sack again.